


BEACON

SURROUND

SPEAKER

MANUAL

KLH



WELCOME!

Thank you for purchasing one of the best sounding speakers ever produced. At KLH, we have been making high-quality components since 1957, and we take pride in making your music and movies the best experience possible.

FOR YOUR SAFETY

Important Safety Instructions!

1. READ these instructions.
2. KEEP these instructions.
3. HEED all warnings.
4. FOLLOW all instructions.
5. DO NOT use this apparatus near water.
6. CLEAN ONLY with dry cloth.
7. DO NOT block any ventilation openings. Install in accordance with the manufacturer's instructions.
8. Do not install near any heat sources such as radiators, heat registers, stoves, or other heat producing appliances
9. ONLY USE attachments/accessories specified by the manufacturer.
10. DO NOT expose to excess moisture or liquids, and do not place containers with liquids on top of speakers.



The exclamation point, within an equilateral triangle, is intended to alert the user to the presence of important operating and maintenance (servicing) instructions in the literature accompanying the product.



The lightning flash with arrowhead symbol within an equilateral triangle, is intended to alert the user to the presence of uninsulated "dangerous voltage" within the product's enclosure that may be of sufficient magnitude to constitute a risk of electrical shock to persons.



EU COMPLIANCE INFORMATION:

Eligible to bear the CE mark, Conforms to European Union EMC Directive 2004/108/EC; European Union Restriction of Hazardous Substances Recast (RoHS2) Directive 2011/65/EC; European Union WEEE Directive 2002/96/EC.

KLH and the KLH logo are registered trademarks of Kelley Global Brands Inc., registered in the U.S. and other countries.

WEEE NOTICE

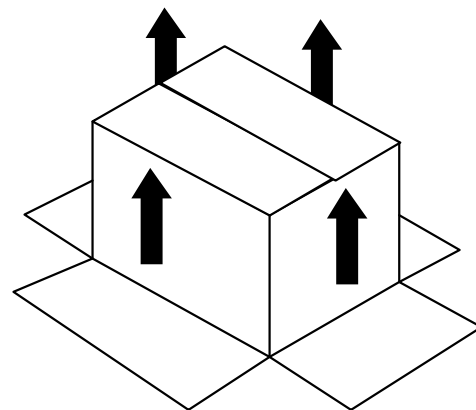
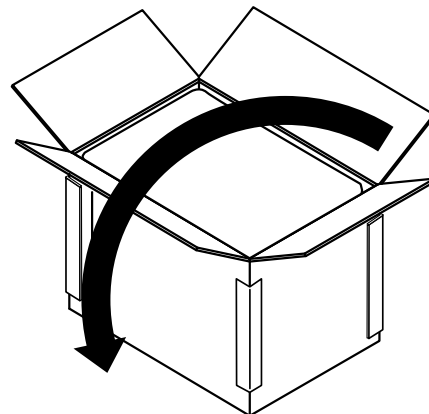
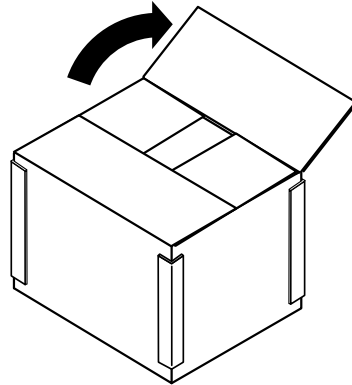
Note: This mark applies only to countries within the European Union (EU) and Norway.



This appliance is labeled in accordance with European Directive 2002/96/EC concerning waste electrical and electronic equipment (WEEE). This label indicates that this product should not be disposed of with household waste. It should be deposited at an appropriate facility to enable recovery and recycling.

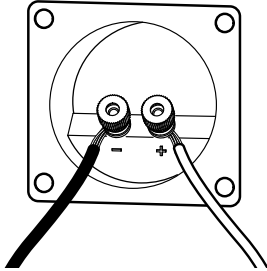
UNPACKING

The package should be placed on the floor or table top with the box flaps up. Cut the tape with a utility knife to open the package. Fold the carton flaps back and carefully slide the speaker and packaging from the box, or turn the box over with flaps open and remove the box. Stand the speaker and packing upright, making sure the speaker is right side up, and remove the packing material.



CONNECTING YOUR BEACON SURROUNDS

The Beacon surround speakers have quality nickel-plated binding posts that will accommodate stripped wire, spade connectors or banana plugs. Be sure to use quality speaker cables, up to 12 gauge (AWG). The lowest gauge possible is recommended. Before using banana plugs, be sure to remove the black and red inserts on the binding posts.



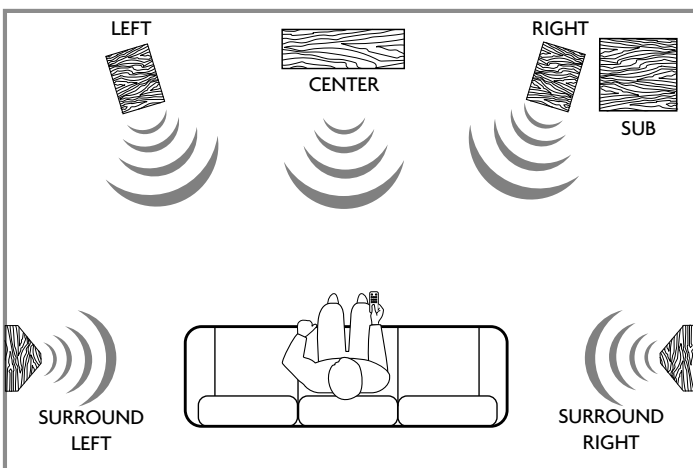
AMPLIFICATION

Conventional amplification involves a single stereo amplifier wired to a single set of binding posts with straps connecting the second set of posts as seen in diagram above.

Simply attach the positive wire + to the red post, and the negative wire – to the black post.

ROOM POSITION

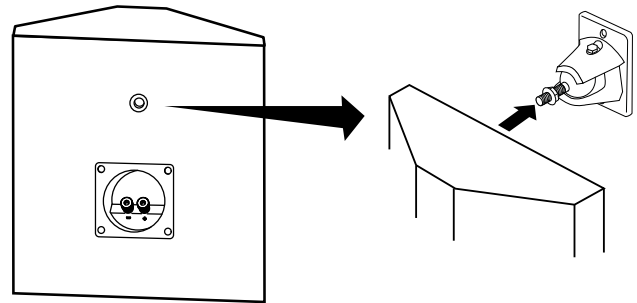
The placement of your surround speakers is very important in regard to home theater usage. The surround speakers complete the theater listening experience with ambient effects that put the listener in the middle of the action.



The Beacon surround speakers are sonically matched to work seamlessly with all other KLH speakers, and will deliver optimum performance in all home theater applications.

MOUNTING

The Beacon surround speakers can be placed behind or to either side of the main listening area. Mounting options are provided with the keyhole mount, which is used for conventional flat wall mounting, or the threaded insert which fits most standard mounting hardware, offering more flexible positioning. Be sure to install any additional mounting hardware according to the manufacturer's instructions.



WARRANTY

Our 10 year warranty begins from purchase date of the item. (Receipt Date) Warranty registration must be completed at KLHAUDIO.com/warranty. Registration of the product must be completed within 120 days of purchase for warranty validation. Original receipt of purchase must be retained for proof of purchase. For warranty or service issues, please contact authorized KLH dealer. The warranty covers any production and/or material defects of the product. This warranty is non-transferable.

The following is NOT COVERED by the warranty:

1. Accidents, misuse, poor maintenance, electrical overloads such as lightning or voltage.
2. Incorrect use of product.
3. Altered serial number.
4. Transportation costs for service call.
5. Purchase of KLH products from unauthorized reseller.

Replacement item cannot exceed the cost of the item under warranty. The supplier is responsible for only repair or replacement. KLH toll free number is 1-833-554-8326

SPECIFICATIONS

Beacon Surround Speaker

Frequency response	50Hz-23kHz.
Sensitivity	91dB.
Power handling	150 watts.
Components	2 x 5.25" Woven Kevlar mid/bass drivers, and 2 high performance 1" Anodized Aluminum tweeters
Finishes	Black Oak Vinyl
Impedance	8Ω
Crossover point	2kHz.
Dimensions:	11.25" x 11.5" x 6.375" (H x W x D)
Weight:	11.25 lbs.



984 Logan Street, Suite 301
Noblesville, IN 46060
klhaudio.com